



Standard 7-620



Standard Audio



Standard Audio

RV.1
TRACE LENGTH CONTROL

AUX
RECEIVER
SECTION

TUNING CONTROLS,
U.H.F. AMPLIFIER
STAGES

TUNING CONTROL,
TRIPLER STAGE
OSCILLATOR CHAIN

SW.1 BANDCHANGE SWITCH

CHANNEL

AUX

DF

TUNING CONTROLS,
U.H.F. AMPLIFIER
STAGES

D.F.
RECEIVER
SECTION



LOCAL OSCILLATOR
GANGED TUNING CONTROL

OSCILLATOR CRYSTAL


AMPLIFIER. U.H.F.



C.A.D.F. OUTFIT FU3 (IN D.F. BUILDING)



D. F. BUILDING AND AERIAL



SW.1
(LOCAL/REMOTE SWITCH)

SW.2
(EQUIPMENT ON/OFF SWITCH)

SW.3
(TEST OSCILLATOR ON/OFF SWITCH)

SW.4
(SIGNAL ON/OFF SWITCH)

SW.5
(LOUDSPEAKER ON/OFF SWITCH)

SW.6
(FREQUENCY SELECTION SWITCH)

SW.1
(LOCAL/REMOTE SWITCH)


SW.6
(FREQUENCY
SELECTION SWITCH)

SW.2
(EQUIPMENT
ON/OFF SWITCH)


SW.3
(TEST OSCILLATOR
ON/OFF SWITCH)

SW.5
(LOUDSPEAKER
ON/OFF SWITCH)


SW.4
(SIGNAL ON/OFF
SWITCH)



GROUP. B



INDICATOR AND POWER UNIT (FRONT PANEL CONTROLS)




INDICATOR

C.A.D.F.
CONTROL
UNIT

INDICATOR
POWER UNIT

**REMOTE D.F. INDICATOR TYPE A2208 H
(MOUNTED ON TYPICAL CONSOLE FRAMEWORK)**



SW2
(MAINS ON/OFF
SWITCH)

SW3
(HEATER
SWITCH)

M1

RANGE
SWITCH

C27
(U. H. F.
TUNING)


XTAL.
SELECTOR
SWITCH

LP1
(MAINS ON)

C5,
C14,
C22
(OSC.
TUNING)

SW1
(METER
SWITCH)

TEST OSCILLATOR



AUXILIARY & TEST OSCILLATOR AERIALS