

N.R.V.75

SUMMARY OF DATA

ADMIRALTY AUTHORITY

D.R.E.

PURPOSE

Air direction training office.

FITTING OUT SPECIFICATION

B295

BRIEF SPECIFICATION

B408

ESTABLISHMENT LIST

E760

POWER REQUIREMENTS

230V 50 c/s 1 phase 0.8 kVA at unity Power factor



ASE 13395/CR

PHYSICAL DATA

Type of Container: A.P.53878 see Specification B277

Height: 8 ft 2 1/2 ins. when mounted on bolster
See Specification B277

Lengths: 11 ft 4 in.

Widths: 6 ft

Weight: 1 ton 19 cwt

MAIN ITEMS OF EQUIPMENT

Item	No. Off	Handbook	Stores List
Aircraft Plotting table, 4 ft dia. perspex top	1		
Box, exchange, W/T, R/T 3 way A.P.57662	12		
Bracket, exchange, W/T, R/T, 2 way A.P.57663	4		
Telephone set type 'L' W.O. Ref. YA3717	1		
Telephone, field type F Mk. 1 W.O. Ref. YA1893	5		

A.P.56571 Awning Canvas

NOTE: This item is not supplied with the van but should be demanded as required.
For fitting see Specification B278.

N. R. V. 78 & 78M

SUMMARY OF DATA

ADMIRALTY AUTHORITY

D. R. E.

PURPOSE

Two line M.F./H.F. Transmitting Office with emergency receiver.

INSTALLATION SPECIFICATION

B280

BRIEF SPECIFICATION

B426

ESTABLISHMENT LIST

E728

POWER REQUIREMENTS

230V 50 c/s 1 phase 3.5 kVA at unity power factor.

PHYSICAL DATA

Type of Container: A.P.53878 see Specification B277

Height: 8 ft 2½ in. when mounted on bolster see Specification B277

Length: 11 ft 4 in.

Width: 6 ft

Weight: 2 tons 9 cwts 1 qrt.



MAIN ITEMS OF EQUIPMENT

Item	No. Off	Handbook	Stores List
Transmitter Type 610 FS	1	B.R.1409	E651
Transmitter Type 88M RS	1	B.R.1371	E596
Receiver Outfit CDL	1	B.R.1430	E602
Rectifier Unit, Battery charging input 230V 50 c/s 1 phase output 12V 8A D.C. A.P.53156 Heayberd Model 60	1		
Telephone set Type J. W.O. Ref. YA7815	2		
Telephone field, Type D Mk. V W.O. Ref. YA1853	2		
Cable telephone W.O. D3 Mk. VI ½ ml. drums	2		

A.P.56571 Awning Canvas.

NOTE: This item is not supplied with the van but should be demanded as required.
For fitting see Specification B278.

SUMMARY OF DATA

ADMIRALTY AUTHORITY

D.R.E.

PURPOSE

Mobile diesel driven power supply

POWER OUTPUT


15 kVA Supplying 230V A.C. One Phase
50 c/s 0.8 power factor.

BRIEF SPECIFICATION

B418

ESTABLISHMENT LIST

E759



PHYSICAL DATA

Type of Body: Trailer 2 ton, 2 wheeled M. of S. No. 1 Mk. 3

Height: 8 ft 8 in.

Length: 14 ft.

Width: 7 ft 6 in.

Weight: 5 ton 8 cwt

MAIN ITEMS OF EQUIPMENT

Item	No. Off	Handbook	Stores List
Diesel driven Generating Set (Lister) comprising Engine Lister Mk J.P.3 A.C. Generator "Mawdsleys" Type FA6 or "Crompton Parkinson" Type FA102 Exciter "Mawdsleys" Type 60A or "Crompton Parkinson" Type F40 Switchboard Type 3G modified in accordance with Drawing No. FS1389 and CR28021	1	D.R. No. pending for "Lister Book" 215/441 B.R. 19	See "Handbook"

N. R. V. 83

SUMMARY OF DATA

ADMIRALTY AUTHORITY

D.R.E.

PURPOSE

Sleeping accommodation for four persons.

FITTING OUT SPECIFICATION

B276

BRIEF SPECIFICATION

B420

ESTABLISHMENT LIST

E749

POWER REQUIREMENTS

230V 50 c/s 1 phase 0.75 kVA at Unity Power factor.

PHYSICAL DATA


Type of Container: A.P.53878 see Specification B277

Height: 8 ft 2½ in. when mounted on bolster, see Specification B277.

Length: 11 ft 4 in.

Width: 6 ft

Weight: 1 ton 10 cwt



MAIN ITEMS OF EQUIPMENT

Item	No. Off	Handbook	Stores List
Beds (Ministry of Health Stretchers)	4	-	-

A.P.56571 Awning Canvas

NOTE: This item is not supplied with the van but should be demanded as required.
For fitting see Specification B278.

SUMMARY OF DATA

ADMIRALTY AUTHORITY

D.R.E.

PURPOSE

Mobile galley with cooking facilities etc. for
25 persons.

FITTING OUT SPECIFICATION

B291

BRIEF SPECIFICATION

B422

ESTABLISHMENT LIST

E781

POWER REQUIREMENTS

230V 50 c/s 1 Phase 5.9 kVA at unity power factor



PHYSICAL DATA

Type of Container: A.P.53878 see Specification B277

Height: 8 ft 2½ in. when mounted on bolster, see Specification B277

Length: 11 ft 4 in.

Width: 6 ft

Weight: 2 tons 4 cwt

MAIN ITEMS OF EQUIPMENT

Item	No. Off	Handbook	Stores List
Cooker and Control Panel G.E.C. Cat. No. HE30075D	1		

A.P.56571 Awning Canvas.

NOTE: This item is not supplied with the van but should be demanded as required.
For fitting see Specification B278

N. R. V. 93

SUMMARY OF DATA

ADMIRALTY AUTHORITY

D. of D.

PURPOSE

Mobile diesel driven power supply

POWER OUTPUTS

- (a) ~~20 KVA at 0.8 pf 230V one phase 50 c/s or~~
~~20 KVA at 230 volts, 3 phase, 50 c/s 0.8 pf~~
- (b) An unbalanced output of 30 amps, one phase, in each of two phases at 230V 50 c/s and a 3 phase 4 wire 400V output of 10 amps at the same time.

This N.R.V. was originally R.A.F. Radio Vehicle Type 358B, Power Supply vehicle for Mobile G.C.1 A.M.E.S.15 Mk. II



PHYSICAL DATA

Type of Vehicle: Austin K6 or Ford WOT.1 6 wheeled 3 ton

Height: 9 ft 7 in. approximately

Length: 23 ft approximately

Width: 7 ft approximately

Weight: 3 tons 12 cwt.

MAIN ITEMS OF EQUIPMENT

Item	No. Off	Handbook	Stores List
20 KVA Met-Vick/Lister Generating Set	1	Air Publication 2526N	Air Publication 2247 Section 42AA

N.R.V. NO. SP101

SUMMARY OF DATA

ADMIRALTY AUTHORITY

D.R.E.

PURPOSE

W/T Transmitting Van, part of, LCT(8) conversion to an LCH, see also SP102 and SP103.

SPECIFICATIONS

B753, 2 Vols. Instructions for use, LCT(8) conversion to an LCH.

POWER REQUIREMENTS

230V 50 c/s 1 Phase 4.9 kVA at unity power factor
Normally supplied by N.R.V. SP81

PHYSICAL DATA

Type of trailer:

Scammell 6 ton drop frame articulated type, 16 ft wheelbase, with "House" type body.

Height: 10 ft 7½ in. approximately

Length: Overall, including tractor 31 ft 2 in.

Width: 7 ft 6 in. approximately

Weight: Excluding tractor 5 ton 8 cwt

Tractor required for transport: Bedford-Scammell, Mechanical "Horse" four wheeled.



MAIN ITEMS OF EQUIPMENT

Item	No. Off	Handbook	Stores List
Transmitter Type 610 FS	5	B.R.1409	E651
Receiver Outfit CDW	1	B.R.1617	E935
Parts of Control Outfit KHA	} 5	B.R.1818	E927
Control Unit Design 8 A.P.65237			
Rectifier Unit Design 46 A.P.73325	} 1		




FIG. 2



FIG. 3

N.R.V. NO. SP102

SUMMARY OF DATA

ADMIRALTY AUTHORITY

D.R.E.

PURPOSE

W/T Receiving Van, part of LCT(8) conversion to an LCH. See also SP101 and SP103.

SPECIFICATIONS

A.S.R.E. B753, 2 Vols. Instructions for use, LCT(8) conversion to an LCH.

POWER REQUIREMENTS

230V 50 c/s 1 Phase 5.2 kVA at unity power factor. Normally supplied by N.R.V. SP81.

PHYSICAL DATA

Type of Trailer: Scammell 6 ton drop frame articulated type, 16 ft wheelbase, with "House" type body.

Height: 10 ft 7 $\frac{1}{2}$ in. approximately.

Length: Overall, including tractor 31 ft 2 in.

Width: 7 ft 6 in. approximately.

Weight: Excluding tractor 5 ton 9 cwt.

Tractor required for transport: Bedford Scammell, Mechanical "Horse" four wheeled.



MAIN ITEMS OF EQUIPMENT

Item	No. Off	Handbook	Stores List
VHF Tx/Rx Type 86M	2	B.R.1401	E879
VHF Tx/Rx Type TBS	1	U.S.N. Naviships 900/500	AE8
Rectifier Unit A.P.67398	1	B.R.1549	
Parts of Control Outfit KHA			
Control Unit Design 5 A.P.65244	5		
Control Unit Design 8 A.P.65237	1		
Control Unit Design 9 A.P.65238	2		
CCX Upper Unit A.P.65273	3	B.R.1818	E927
CCX Lower Unit A.P.65274	1		
Amplifier A.P.65871	1		
Receiver Outfit CDL	5	B.R.1430	E602
Receiver Outfit CDM	1	B.R.1369	E602
Deck Insulator Group OA	1	-	F2



FIG. 2




FIG. 2

N.R.V. NO. SP103

SUMMARY OF DATA

ADMIRALTY AUTHORITY

D.R.E.

PURPOSE

Operations Van, part of LCT(8) conversion to an LCH. See also SP101 and SP102.

SPECIFICATIONS

A.S.R.E. B753, 2 Vols. Instructions for use LCT(8) conversion to an LCH.

POWER REQUIREMENTS

230V 50 c/s 1 Phase 3.7 kVA at unity power factor. Normally supplied by N.R.V. SP81.

PHYSICAL DATA

Type of Trailer: Scammell 6 ton drop frame articulated type, 16 ft wheelbase, with "House" type body.

Height: 10 ft 7 1/2 in. approximately.

Length: Overall, including tractor 31 ft 2 in.

Width: 7 ft 6 in. approximately

Weight: excluding tractor 4 ton 14 cwt

Tractor required for transport: Bedford Scammell, Mechanical "Horse" four wheeled.



MAIN ITEMS OF EQUIPMENT

Item	No. Off	Handbook	Stores List
FM Tx/Rx Type 620 (Army Set No. 31)	2	B.R.1772	E1036
Parts of Control Outfit KHA	3	B.R.1818	E927
Control Unit Design 5 A.P.65244			
Amplifier A.P.65871	1		
The following Aerial Outfits are used in the Installation and stowed in either		N.R.V. SP101	
		or	SP102
			SP103
Aerial Outfit ANG	1	B.R.1610(2)	E898
Aerial Outfit ANZ	2		E921
Aerial Outfit AWH (Modified)	6	B.R.1625	FE986



FIG. 2



FIG. 3

MOCON ADR1 & MOCON ADR2

SUMMARY OF DATA

ADMIRALTY AUTHORITY

D.R.E.

PURPOSE

Transportable Air Direction Room.

PROCUREMENT SPECIFICATION

14294


Concise details and Installation instructions B

ESTABLISHMENT LIST

E1061

POWER REQUIREMENTS

- 230V 50 c/s 1 phase
- 7.3 kVA at unity power factor
- 180V 500 c/s 1 phase
- .45 kVA at unity power factor



PHYSICAL DATA

Type of Installation: Two containers^x, each being independently transportable, which, when sited together, (see Fig. 1) make a room approximately 13 ft 6 in. square.

^x (Steel framed, Exterior: Aluminium sheets, Interior: Plywood panels)

Each Container:

- Height: 8 ft 0 in.
- Length: 13 ft 10 ins.
- Width: 6 ft 10 ins.
- Weight: ADR1: 2 tons 3 cwt
- Weight: ADR2: 2 tons 11 cwt

Suitable transporting vehicles: Bedford QL Lorry for each container.

MAIN ITEMS OF EQUIPMENT

Item	No. Off		Handbook	Stores List
	ADR1	ADR2		
Parts of Remote Control Outfit KFC(Y):				
Control Unit Voice Des. 10 A.P.61739	-	3	A.S.R.E. Technical Note LH-54-1	Included in E list 1061
Microphone Unit Des. 2 A.P.54847	-	3		
Amplifier M87 A.P.56694A	6	-		
Amplifier N24 A.P.65871A	-	3		
Exchange A/F Des. 1 A.P.65339	2	-		
Low Speaker Unit Des. 2 A.P.57723	-	3		
Rectifier Unit Des. 46 A.P.53325	-	4		

RESTRICTED

MAIN ITEMS OF EQUIPMENT

Item	No. Off		Handbook	Stores List
	ADR1	ADR2		
Display Unit Design 34 A.P.66684	-	2	B.R.2010(1) & (2)	E890
Aerial and Gyro Bearing Unit Design 13, A.P.66689A	-	2		
Plot, General Air 4 ¹ square A.P.874	1	-		
Telephone Switchboard 10 line G.P.O. Ref. TL1806	-	1		
Intercom. Hadley Master Unit G.P.O. Ref. AD27791	-	1	Air Publication 24878	
Intercom. Hadley Ext., Unit G.P.O. type No. 2 1 line	-	1		

MOCON A.S.S.I

SUMMARY OF DATA

ADMIRALTY AUTHORITY

D.R.E.

PURPOSE

A Transportable Container Housing an Auto-Start Electric Generator, for an emergency Electric Supply. Available Power Output of ASPEC:-

2.3 KVA at 0.9 pF 230V, 1 Phase 50 c/s

Domestic Power Requirements:-

1.4 KVA at unity pF 230V 1 phase 50 c/s

PROCUREMENT SPECIFICATION

15604

HANDBOOK

A.S.R.E. Note 29/57

ESTABLISHMENT LIST

E1088

PHYSICAL DATA

Type of Body: Steel Framed Exterior: Aluminium Sheets Interior: Plywood Panels

Height: 8 ft

Length: 12 ft 8 in.

Width: 6 ft 10 in.

Weight: Completely fitted Container.

Suitable Transporting Vehicle: Bedford QL Lorry



MAIN ITEMS OF EQUIPMENT

Item	No. Off	Handbook	Stores List
Auto-Start Electric Generator (ASPEC Unit)	1	BR1684 Coventry Climax Publication Ref. 0/305 Specification KSP224	

MOCON ATC2

SUMMARY OF DATA

ADMIRALTY AUTHORITY

D.R.E.

PURPOSE

A transportable Air Traffic Control Office,
with fully A.T.C. Office Facilities.

PROCUREMENT SPECIFICATION

15848

HANDBOOK

ESTABLISHMENT LIST

E1085

POWER REQUIREMENTS

230V 50 c/s 1 Phase 3.9 kVA at Unity P.F.

PHYSICAL DATA

Type of Body: Steel Framed Exterior: Aluminium Sheets Interior: Plywood Panels

Height: 8 ft

Length: 15 ft 10 ins.

Width: 6 ft 8 ins.

Weight: Completely fitted Container, 2 tons 15 cwt

Saltable transporting vehicle: Bedford QL Lorry



MAIN ITEMS OF EQUIPMENT

Item	No. Off	Handbook	Stores List
FV10 Master Remote Indicator Design 24	1	BR1955	E List No. 1005
VHF TX/RX Outfit Type 86 MS (2)	1	BR1401	E List No. 879
Control Unit Voice Design 10 A.P.61739	2 1 1	A.S.R.E. Technical Note LH-54-1	Included in E List No. 1061
Rectifier Design 46 A.P.53325			
Attenuator Unit Design 27 A.P.65248			
Intercom Master Unit AD2779	1	Air Pub. 24878	
Telephone GPO Ref. 396/LB	1		
Generator Hand GPO Ref. 26AN	1		
Switchboard 10 line GPO Ref. TL1806	1		
CV Transformer 750W, 230V, 50 c/s In and Output	1		
Amplifier A.F. 2 Watts A.P.32047	2		
Pistol Signal No. 4 Mk. 1 AM Ref. 7B/982	2		

MOCON DFVI
SUMMARY OF DATA

ADMIRALTY AUTHORITY

D.R.E.

PURPOSE

A transportable D.F. Station including a Mast Assembly

PROCUREMENT SPECIFICATION

HANDBOOK

ESTABLISHMENT LIST

E.

POWER REQUIREMENTS

230V 50 c/s 1 Phase 2.1 kVA at Unity p.f.

PHYSICAL DATA


Type of Body: Steel Framed Exterior: Aluminium Sheets Interior: Plywood Panels

Height: 8 ft ready for Transport. 31 ft approx. when erected for operational use.

Length: 12 ft 8 ins.

Width: 6 ft 10 ins.

Weight: completely fitted container including stowed Mast Assembly 2 Ton 18 Cwt.



MAIN ITEMS OF EQUIPMENT

Item	No. Off	Handbook	Stores List
Main Desk Equipment A.P.67687	1	B.R.1955 for General Information. Also see B.R.2001 & B.R.2001A for Receiver Unit 62A, Part of Main Desk Equipment	Included in E List 1005
Antenna Unit Design 1 A.P.67613	1		
Test Oscillator A.P.67608	1		
Mounting A.P.67609	1		
Stand Supporting Design 2 A.P.67635	1		
Box, Junction (Waterproof) A.P.67618	1		
Dipole A.P.67636	1		
Junction Box A.P.67833	1		

MOCON U/VHF I
SUMMARY OF DATA

ADMIRALTY AUTHORITY

D.R.E.

PURPOSE

A transportable radio office giving automatic duplex UHF/VHF conversion relay facilities in both directions simultaneously, with 100% standby equipment.

INSTALLATION SPECIFICATION

B841

POWER REQUIREMENTS

230V 50 c/s 1 Phase
2.0 kVA at Unity power factor

PHYSICAL DATA

M. of S. Container F.V.R.D.E. Specification FV1304

Type of Body: Light Alloy Structure Exterior: Aluminium Sheets Interior: Aluminium Sheets

Height: 7 ft 0 ins.

Length: 13 ft 10 ins.

Width: 6 ft 6 ins.

Weight: Completely fitted Container, 1 ton 16 cwt approximately.

Suitable transporting vehicle, Bedford QL Lorry.



MAIN ITEMS OF EQUIPMENT

Item	No. Off	Handbook	Stores List
Pye Transmitter No. 284370	2	A.S.R.E. Specification B841 BR2062/1/2	A.S.R.E. List E1033
Pye Receiver No. 840337	2		
Transmitter 75A A.P.66925	2		
Receiver P116 A.P.66926 (Modified)	2	B841 BR2062/1/2	A.S.R.E. List E1033
Pye Control Units for above items	-	Specification B841	
AJC Aerial Unit Design 37 A.P. 66972 (Modified)	2	B841 BR2062/1/2	A.S.R.E. List E1052
Pye Yagi Aerial Type 468P	2	Specification B841	

Setting Up Instructions for the Network is given in Pye Telecommunications Book Ref. BNE/2/29.10.56/SUI.

Further information on the Pye TX & RX is given in Pye Telecommunications Book Ref. No. J139/5/55.

MOCON U/VHF2
SUMMARY OF DATA

ADMIRALTY AUTHORITY

D.R.E.

PURPOSE

A transportable radio office giving both the following:

- (a) automatic duplex VHF/UHF conversion relay facilities in both directions simultaneously.
- (b) automatic duplex VHF relay facilities in both directions, simultaneously, with 100% standby equipment.

INSTALLATION SPECIFICATION

B841

**POWER REQUIREMENTS**

230V 50 c/s 1 Phase 2.0 kVA at Unity Power Factor.

PHYSICAL DATA

M. of S. Container F.V.R.D.E. Specification FV1304.

Type of Body: Light Alloy Structure Exterior: Aluminium Interior: Aluminium

Height: 7 ft 0 ins.

Length: 13 ft 10 ins.

Width: 6 ft 6 ins.

Weight: Completely fitted Container, 1 ton 18 cwt Approximately.

Suitable Transporting Vehicle, Bedford QL Lorry

MAIN ITEMS OF EQUIPMENT

Item	No. Off	Handbook	Stores List
Pye Transmitter No. 284570	4	Specification B841 BR2062(1)(2)	E1033
Pye Receiver No. 840337	4		
Transmitter 75A A.P.66925	2	BR2062(1)(2)	E1033
Receiver P116 A.P.66926 (Modified)	2		
Pye Control Units for above Items	-	Specification B841	
AJC Aerial Unit Design 37 A.P.66972 (Modified)	2	BR2062(1)(2)	E1052
Pye Jagi Aerial Type 468P	4	Specification B841	

Setting Up Instructions for the Network is given in Pye Telecommunications Book BNE/2/29.10.56/SUI.

Further information on the Pye TX & RX is given in Pye Telecommunications Book Ref. No. J139/5/55.

MOCON TEL. I

SUMMARY OF DATA

ADMIRALTY AUTHORITY

D.R.E.

PURPOSE

A transportable telephone exchange with 20 exchange lines and 100 extension lines.

PROCUREMENT SPECIFICATION

15601

HANDBOOK

.....

ESTABLISHMENT LIST

E1096

POWER REQUIREMENTS

230V 50 c/s 1 Phase 2.7 kVA at unity power factor.

PHYSICAL DATA

Type of Body: Steel framed Exterior: Aluminium sheets Interior: Plywood panels

Height: 8 ft

Length: 12 ft 8 in.

Width: 6 ft 10 in.

Weight: Completely fitted container, 1 ton 17 cwt.

Suitable transporting vehicle: Bedford QL Lorry



MAIN ITEMS OF EQUIPMENT

Item	No. Off	Handbook	Stores List
Telephone switchboard $\frac{10+50}{65}$ G.P.O. AT3796	2		

AIRVEC. I

SUMMARY OF DATA

ADMIRALTY AUTHORITY

D.R.E. (Air)

PURPOSE

To provide mobile workshop facilities for servicing the Antenna Unit of the AI Mk. 21 Radar Set (American Radar AN/APS-57)



BRIEF SPECIFICATION

B

ESTABLISHMENT LIST

E1207

POWER REQUIREMENTS

230V 50 c/s 1 Phase 7 kVA at unity power factor
28V D.C. 2.8 kW.

PHYSICAL DATA

Type of Body: Wood framed Exterior: M.S. Sheets Interior: Plywood Panels

Height: 7 ft 0 in.

Length: 14 ft 6 in.

Width: 7 ft 0 in.

Mounted on a Crossley F.W.D. Chassis.

MAIN ITEMS OF EQUIPMENT

Unit	No. Off	Handbook	Stores Ref. No.
Mounting (floor) 4273, for antenna Unit	1		10AJ/578

AIRVEC. 2

SUMMARY OF DATA

ADMIRALTY AUTHORITY

D.R.E. (Air)

PURPOSE

To provide mobile workshop facilities for servicing the AI Mk. 21 Radar Set, excluding antenna Unit. (American Radar AN/APS-57).

BRIEF SPECIFICATION

B

ESTABLISHMENT LIST

E1208



POWER REQUIREMENTS

230V 50 c/s 1 Phase 7 kVA at Unity power
28V D.C. 5.6 KW

PHYSICAL DATA

Type of Body: Wood framed Exterior: M.S. Sheets Interior: Plywood Panels

Height: 7 ft 0 in.

Length: 14 ft 6 in.

Width: 7 ft 0 in.

Mounted on a Crossley F.W.D. Chassis.

MAIN ITEMS OF EQUIPMENT

Item	No. Off	Handbook	Stores Ref. No.
Mounting (floor) 4273, for antenna Unit	1		10AJ/578
Radar Set AN/APS-57	1	AN16-30 APS57-2	R.R.E. Equipment Schedule A.R.1. 5860
Jack and Heintz Inverter Type 460	1		F&E R17/1/7404

GENTRA I

SUMMARY OF DATA

ADMIRALTY AUTHORITY

D.G.D. & M.

PURPOSE

Mobile diesel driven
power supply.

POWER OUTPUT

18.75 kVA at 415 volts,
3 phase, 50 cycles,
0.8 power factor



PHYSICAL DATA

Type of Trailer - Sentinel, Interservice Type FV.2502(a)
Length - 16 ft 3 in. (excluding tow bar)
Width - 7 ft.
Height - 8 ft 6 in.
Weight - 2 tons.

MAIN ITEMS OF EQUIPMENT

ITEM	NO. OFF	HANDBOOK	STORES LIST
Diesel driven generating set complete	1	B.R.170(2)	-
Trailer	1		MTP/7930/3
Electrical and Mechanical running Spares (set)	1		
Waterproofing rubber bag, upper	1		
Waterproofing rubber bag, lower	1		

NOTE: The tractor for towing the trailer should be A.E.C. Matador with two line air pressure braking and 4 pin Warner trailer lighting connection.