

UK Defence in Numbers



August 2015



The Rt Hon
Michael Fallon MP
Secretary of State for Defence

This booklet offers a snapshot of the UK's defence capability in numbers.

From our overall annual defence budget - the fifth largest in the world - to our global footprint and our £163 billion investment plan for equipment, it provides the key information on UK defence.

Its publication comes after the new Conservative government committed to increase defence spending above inflation every year until the end of the decade and to continue to meet the NATO two per cent pledge in each of those years too.

These pledges reaffirm that Britain will always fulfil an active role on the global stage. We currently have around 4,000 men and women deployed on 21 operations in 19 countries around the world. We are making a vital contribution to the fight against ISIL (Daesh), having flown hundreds of strikes to date and carried out almost a third of the total surveillance flights. And we are ensuring that we stay strong with new aircraft carriers, hunter killer submarines, fighter jets and armoured vehicles, as well as through the renewal of our nuclear deterrent.

We are keeping our defence strong because of our fundamental belief in the importance of ensuring that the principles that govern our society - fairness, freedom, peace and prosperity - are able to flourish internationally. Neither our commitment to defence, nor the values that underpin it, will ever waver.

Michael Fallon

What We Spend



£34.4Bn
Defence expenditure
in 2014/15



5th Largest
defence
budget in
the world



£1.1Bn Spend on operations
in 2014/15



£532

UK spend per person
on defence in 2014/15
(the third highest in NATO)



2.2%

Percentage of GDP spent
on defence



£7.8Bn

Spend on investment in new equipment
and infrastructure in 2014/15



£5.4Bn

Efficiency savings being delivered

Source: NATO, IISS, ONS, MOD

UK is 5th Largest Defence Spender in the World

Top 15 Defence Budgets 2014 US\$bn

1. United States



581.0

2. China



129.4

3. Saudi Arabia



80.8

4. Russia



70.0

5. United Kingdom



61.8

6. France



53.1

7. Japan



47.7

8. India



45.2

9. Germany



43.9

10. South Korea



34.4

11. Brazil



31.9

12. Italy



24.3

13. Israel



23.2

14. Australia



22.5

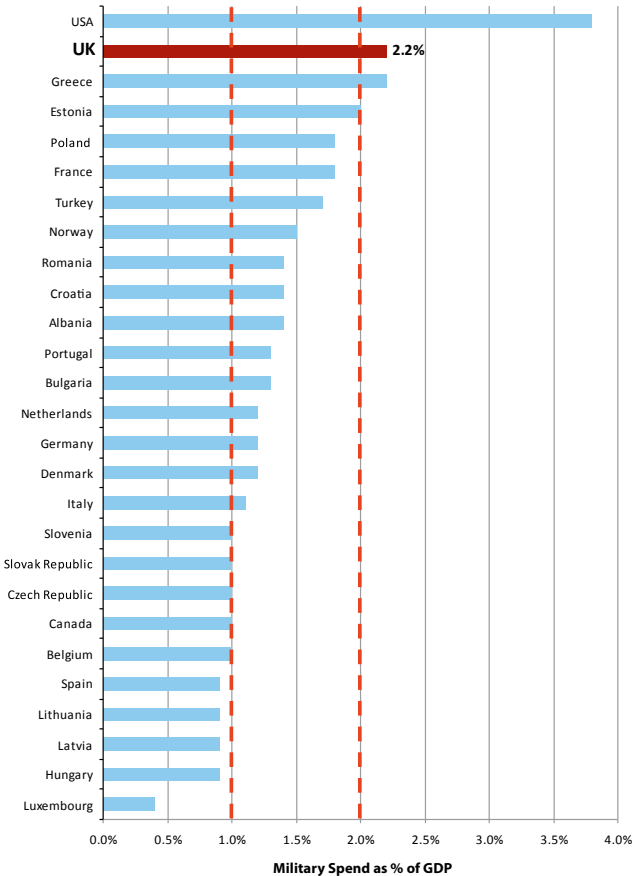
15. Iraq



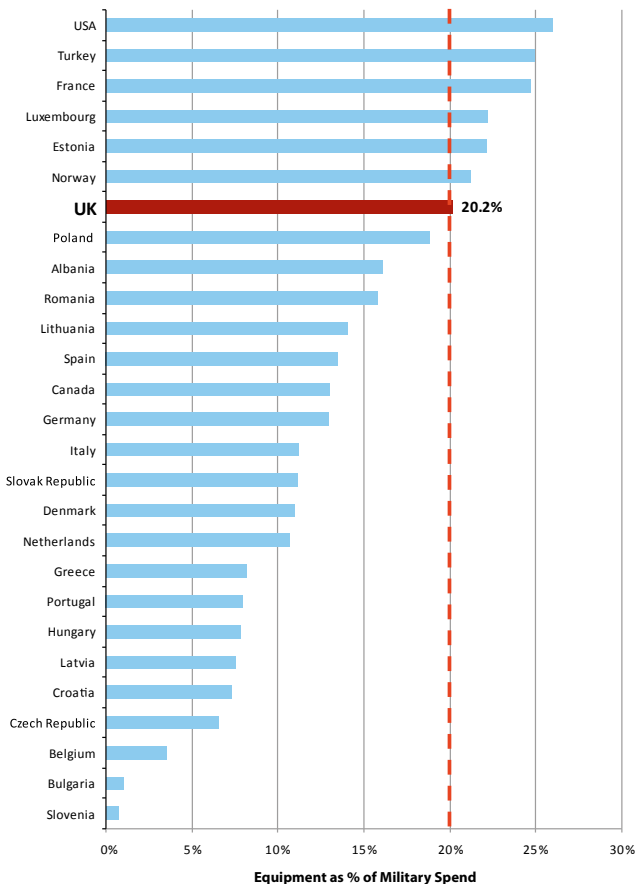
18.9

Source: IISS - The Military Balance

NATO Defence Expenditure as % of GDP - 2014



% of NATO Defence Expenditure Spent on Equipment - 2014




Source: NATO

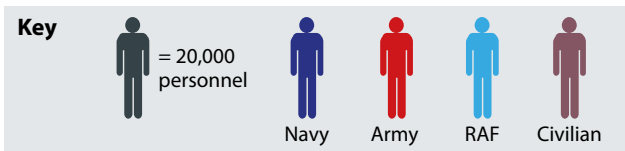
Full Time Trained Military Personnel & Civilians

2015	Strength 1 April 2015	Reserves	Total
Naval	30,060	3,160	33,220
Army	82,230	25,880	108,110
RAF	31,830	2,220	34,050
Total Service Personnel	144,120	31,260	175,380
Civilian	58,160	0	58,160
Total Personnel	202,280	31,260	233,540

2020	2020 Target	Reserves	Total
Naval	29,000	3,100	32,100
Army	82,000	30,000	112,000
RAF	31,500	1,860	33,360
Total Service Personnel	142,500	34,960	177,460
Civilian	54,000	0	54,000
Total Personnel	196,500	34,960	231,460



(includes volunteer reserve)



(Civilian includes all permanent and casual civilian personnel, Royal Fleet Auxiliaries, Trading Funds and locally engaged civilians)

Campaign Against ISIL - UK Military Contribution (as at 30 July 2015)

RAF has flown 1,162 Missions in the fight against ISIL

Carried out 251 Strikes



Current aircraft in the region include:



8 x Tornado jets



1 x Voyager



Reaper remotely piloted aircraft



2 x C130 transport aircraft



Sentinel

Aircraft for intelligence, surveillance and reconnaissance



Airseeker Rivet Joint



2 x E3D Sentry command & control aircraft

About 900 UK personnel in the anti-ISIL campaign

(approximately 275 are delivering training in Iraq)

UK Armed Forces Equipment

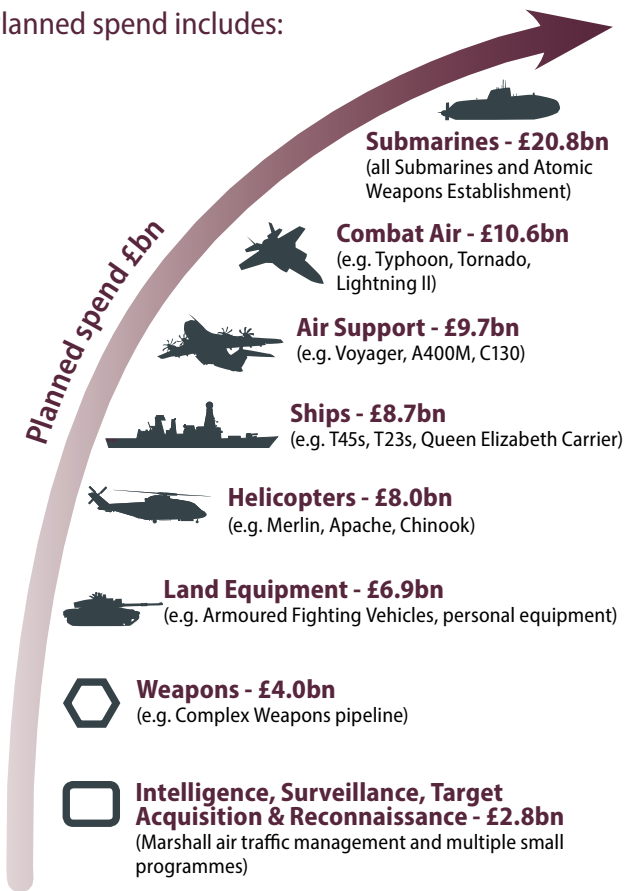
Royal Navy Submarines	11	Combat Support Helicopters	114
Vanguard Class	4	Chinook	53
Trafalgar/Astute Class	7	Puma	19
Royal Navy Ships	65	Wessex	4
Landing Platform Helicopters/Docks	4	Gazelle	10
Type 45 Destroyers	6	Sea King Mk 7	11
Type 23 Frigates	13	Merlin	17
Mine Countermeasure Vessels	15	Search and Rescue Helicopters	33
Patrol Ships and Craft	22	Sea King Mk 3	21
Survey Ships	4	Sea King Mk 5	12
Ice Patrol Ship	1	Unarmed Transport Helicopters	9
Royal Fleet Auxiliary	13	Sea King Mk 4	9
Tankers	5	Battle Tanks	263
Fleet Replenishment Ships	1	Challenger 1	9
Solid Support Ships	2	Challenger 2	254
Primary Casualty Receiving Ship	1	Artillery	287
Landing Ships	3	Multiple Launch Rocket Systems	50
Forward Repair Ships	1	105mm Light Gun	115
Combat Aircraft	233	AS90 155m Gun	117
Tornado	125	FH70 Towed Howitzer	5
Eurofighter Typhoon	108	Armoured Combat Vehicles	1121
Training Aircraft	297	Warrior	344
Hawk	103	AFV 432	444
Viking	81	Spartan	267
Vigilant	65	Stormer	15
Tucano	41	Viking	5
Jet Provost	7	Mastiff	39
Air Support	49	Warthog	7
Voyager	8	Armoured Combat Vehicle Look-alikes	559
Hercules	24	Warrior RA	46
BAE 146	4	Warrior Rec	27
BAE 125	5	Warrior Rep	62
C-17	8	AFV 434	47
C4 and ISTAR	28	AFV 432 81mm Mortar	12
Shadow R1	6	AFV 432 CP/RA	16
Sentinel	5	AFV 436	159
Sentry AEW	6	Samson	28
Reaper	10	Stormer HVM	42
Airseeker Rivet Joint	1	Sultan	117
Attack Helicopters	174	Wolfhound	3
Lynx	47	Armoured Vehicle Launched Bridges	23
Gazelle	45	Chieftan	2
Wildcat	25	Titan	21
Apache	57	Maritime Assets	
		Fixed Wing Air Assets	
		Helicopters and ISTAR Assets	
		Army Assets	

Source: Various MOD

£163bn Planned Expenditure on Equipment and Support over the Next 10 Years



Planned spend includes:



Future Force 2020

Reaction Force of 3 armoured infantry brigades, an air assault brigade and a logistics brigade



Adaptable Force - leads on overseas engagement, homeland resilience & firm base support



Pool of joint enabling capabilities



Joint Helicopter Command (Tri service)



1 Royal Marines Commando Brigade



19 Destroyers/Frigates



24 Offshore Patrol Vessels/Mine Hunters /Survey Vessels



Combat Air fleet of Typhoon & Lightning II



Air Transport & Air to Air Refuelling aircraft, including C-17, A400M & Voyager



6 Force Protection Wings



Support helicopter fleet (Chinook & Puma)



Intelligence, surveillance, target acquisition, reconnaissance (Scavenger, Airseeker Rivet Joint & E3-D Sentry aircraft)



Merlin and Wildcat maritime helicopters



2 Aircraft Carriers



11 SSBN (nuclear deterrent) /Hunter Killer submarines

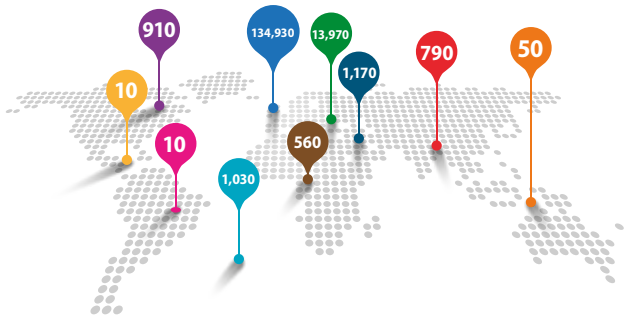


Logistic support
6 Oil Tankers
3 Solid Support
1 Medical, 1 Repair



5 Landing Platforms/ships

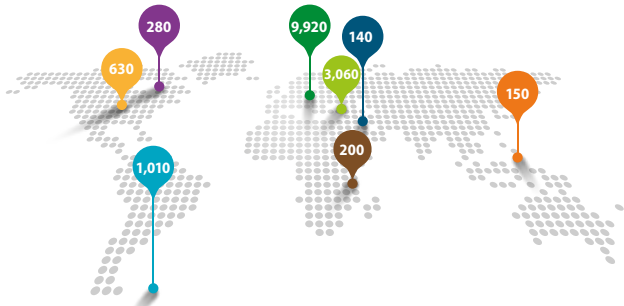
World Wide UK Regular Military Presence 1 April 2015



Total	153,720
UK	134,930
Europe (Exc. UK)	13,970
Asia (Exc. Middle East)	790
North Africa/Middle East	1,170
Sub Saharan Africa	560

North America	910
Central America/Caribbean	10
South America	10
South Atlantic	1,030
Oceania	50
Unallocated	300

of which the following were located...



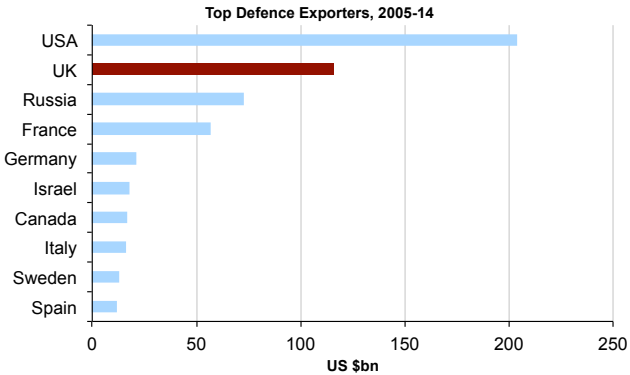
Canada	280
United States	630
Falkland Islands	1,010
Germany	9,920

Cyprus	3,060
Saudi Arabia	140
Kenya	200
Brunei	150

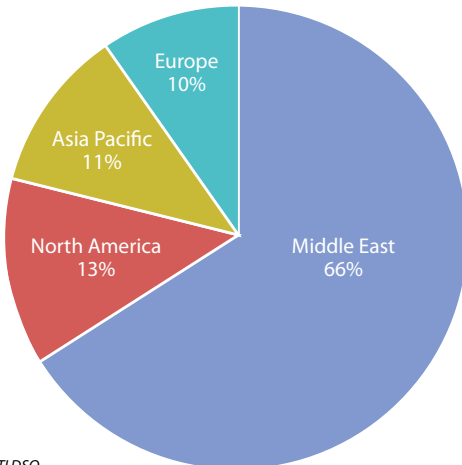
(includes personnel deployed and those stationed at the location)

Source: MOD Defence Statistics

The UK = the 2nd Largest Exporter of New Defence Products and Services, with orders of £116bn between 2005 & 2014



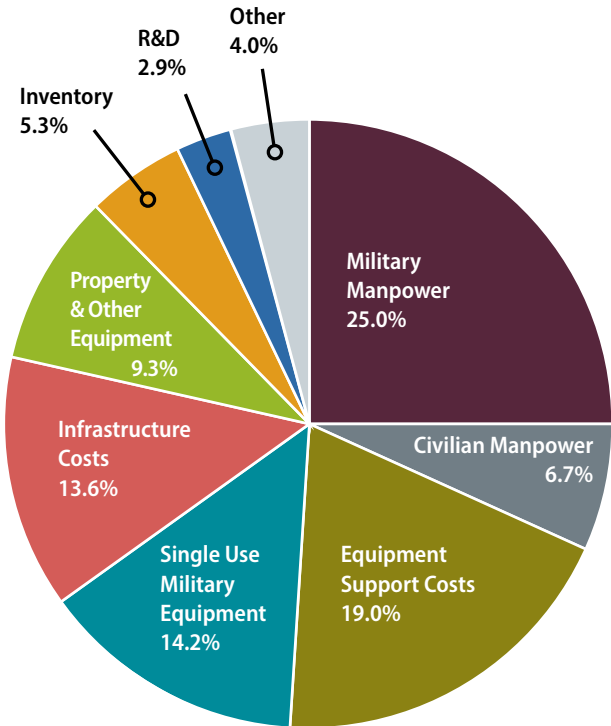
The Largest Markets in 2014 = the Middle East and the USA



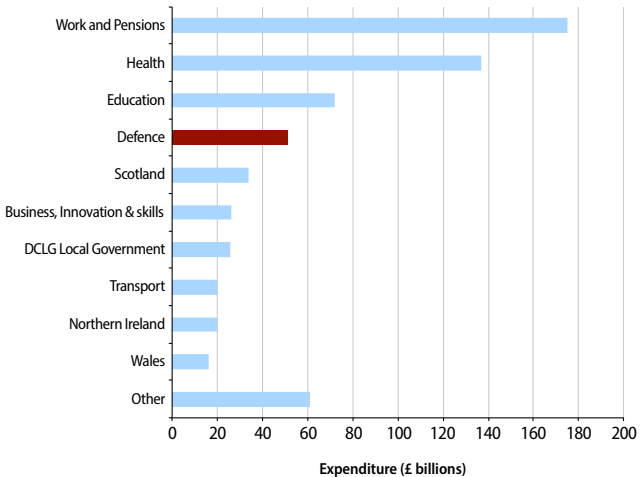
Breakdown of Expenditure

32% Spend on Military and Civilian Personnel

24% Spend on Capital Projects



4th Largest Government Department by Budget in 2014/15





Ministry
of Defence

Developed by Defence Economics
© Crown Copyright 2015
Published by the Ministry of Defence UK
This document is available at www.gov.uk

Design MOD DDC Graphics
Ref: DDC00976