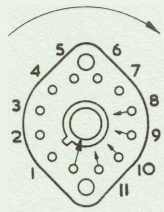
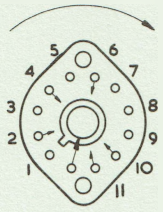


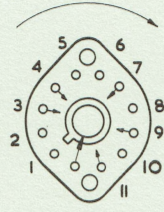
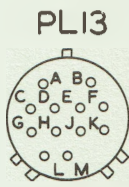
SWA
AERIAL LOADING



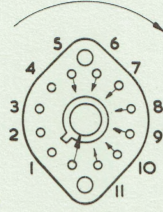
WAFER a



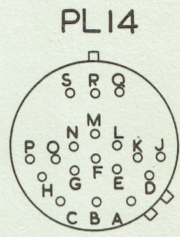
WAFER c



WAFER e



WAFER g



REAR VIEW OF PLUGS.

SWB
AERIAL REACTANCE



WAFERS b & p



WAFERS d & m



WAFERS f & k

NOTE - ALL SWITCHES ARE SHOWN WITH CONTROL KNOB IN EXTREME ANTI-CLOCKWISE POSITION. WAFERS ARE AS VIEWED FROM FRONT OF KNOB END OF SWITCH.