

**RECEIVER REMOTE CONTROL  
OUTFIT, SEA.**  
*(For B40/41 Receivers)*

TECHNICAL HANDBOOK

Ref. T.2553

NOT REQUIRED FOR PRO  
NHB FOR REF & DISPOSAL

BR.1586

*Marconi*

**MARCONI'S WIRELESS TELEGRAPH COMPANY LIMITED**

Head Office : Marconi House, Chelmsford - Telephone : Chelmsford 3221 - Telegraphic Address : Expanse, Chelmsford

# REMOTE CONTROL UNIT FOR B40 RECEIVERS

## 1 INTRODUCTION

This remote control system provides for the limited remote control of the tuning of a type B40 receiver. It also provides for the distant monitoring of the receiver output. Provision is made for the above functions to be carried out over 2 or 4 wire Post Office lines.


The control system involves the use of a Wheatstone bridge network at the receiver end with one of two variable arms connected via Post Office lines to the remote control position. The variable arm at the receiver end is adjusted by a servo motor which re-balances the bridge whenever it is disturbed by adjustment of the arm at the remote control end of the system. In addition the servo motor actuates the receiver tuning via a series of anti-backlash gears during the rebalancing period.

Provision is made at the remote control position for adjusting the signal output level and jacks are provided for two pairs of parallel connected low resistance headphones.

The equipment as supplied is divided up into three main parts, and these are:-

- (a) A.P.100295 Remote Tuning Unit (mounted under the B40 receiver).
- (b) A.P.100296 Remote Control Unit (mounted in the control position).
- (c) A.P.100297 Box of Modification Parts (to convert B40 tuning from manual to remote).

Item (b) is also supplied with the necessary leads and connectors for the system.



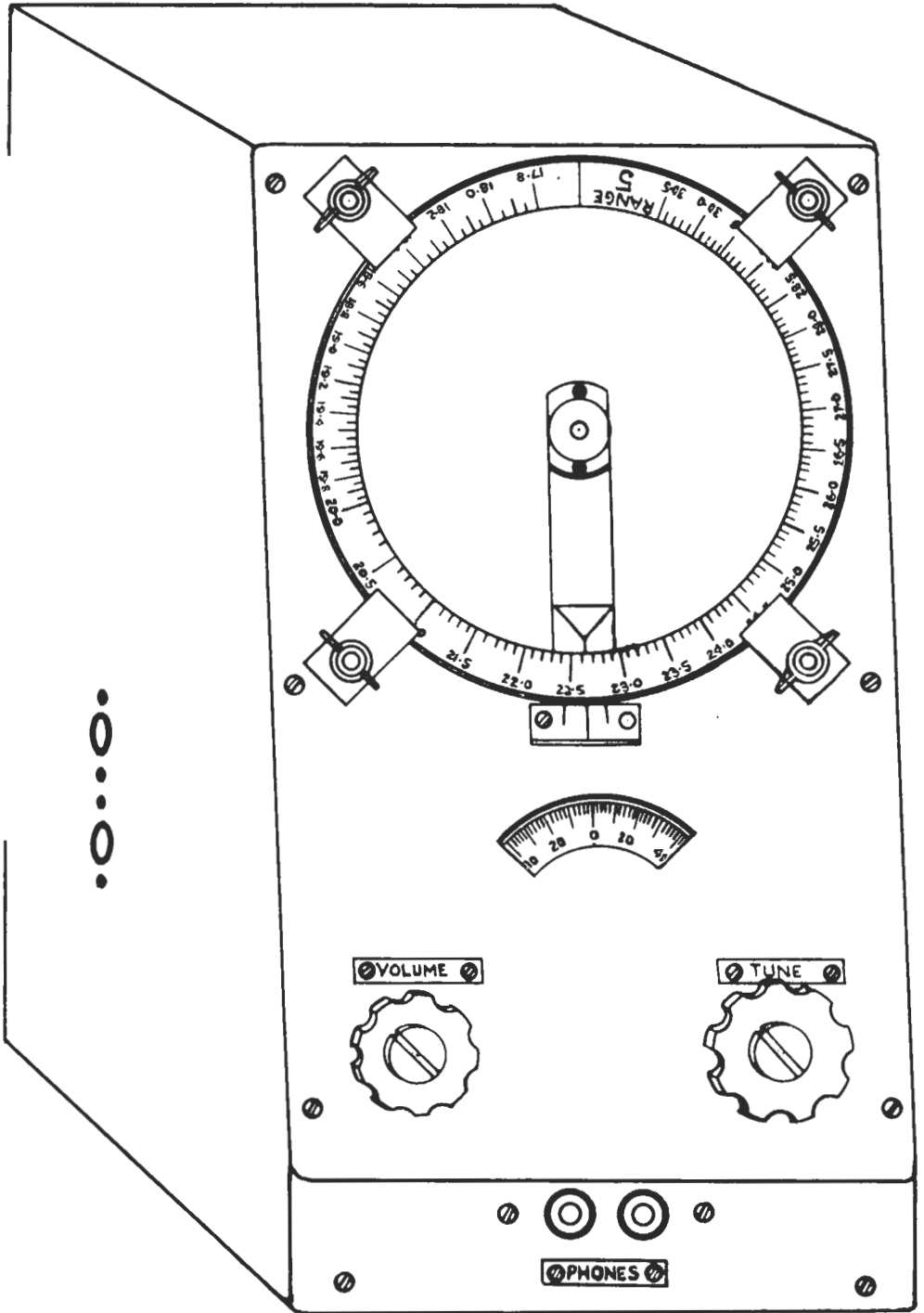
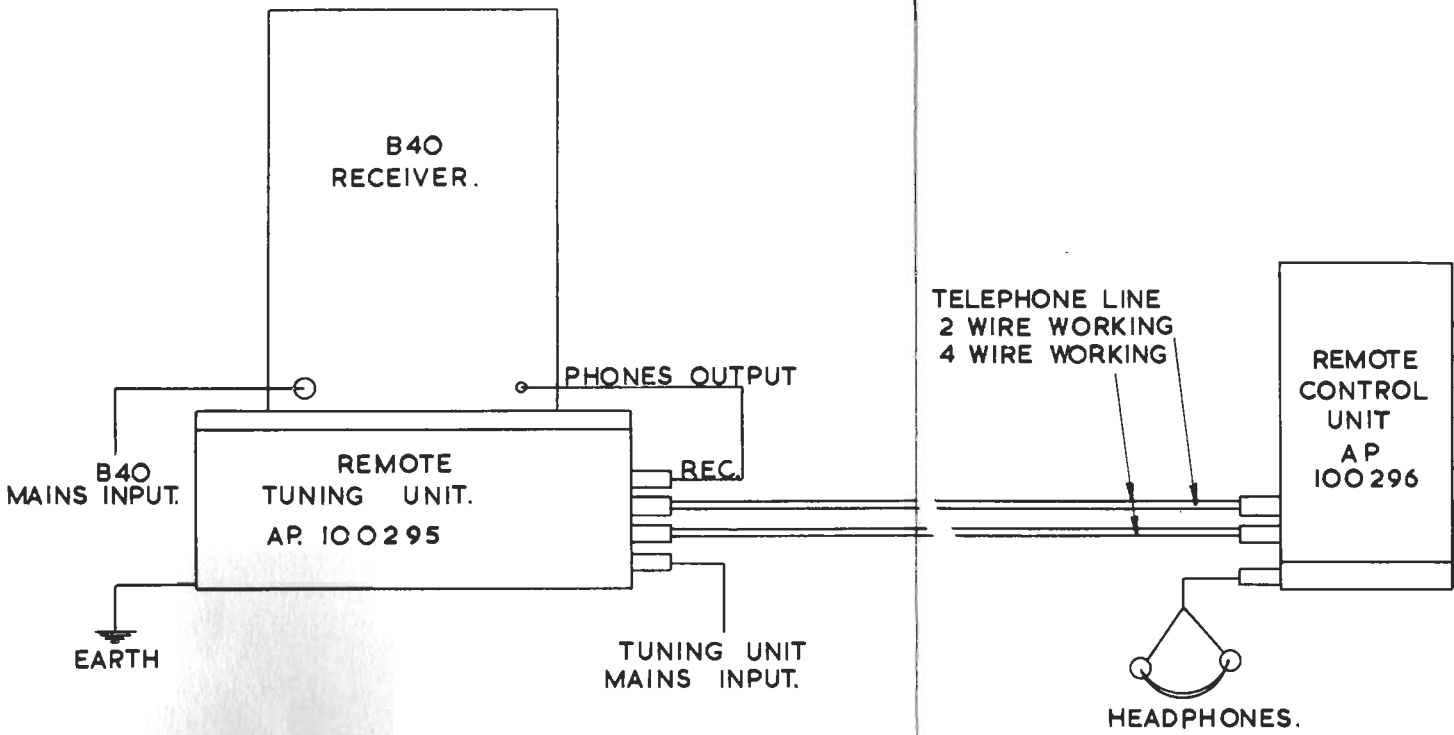


Fig. 2. THE REMOTE CONTROL UNIT (AP.100296)



NOTE.  
PLUGS NOT SHOWN IN  
ACTUAL PHYSICAL POSITION