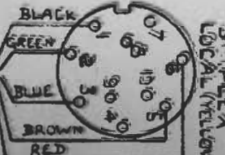
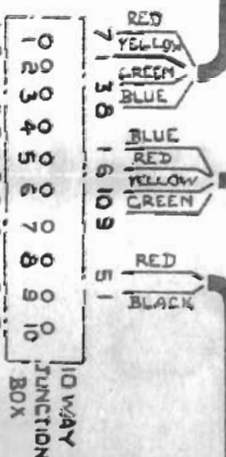


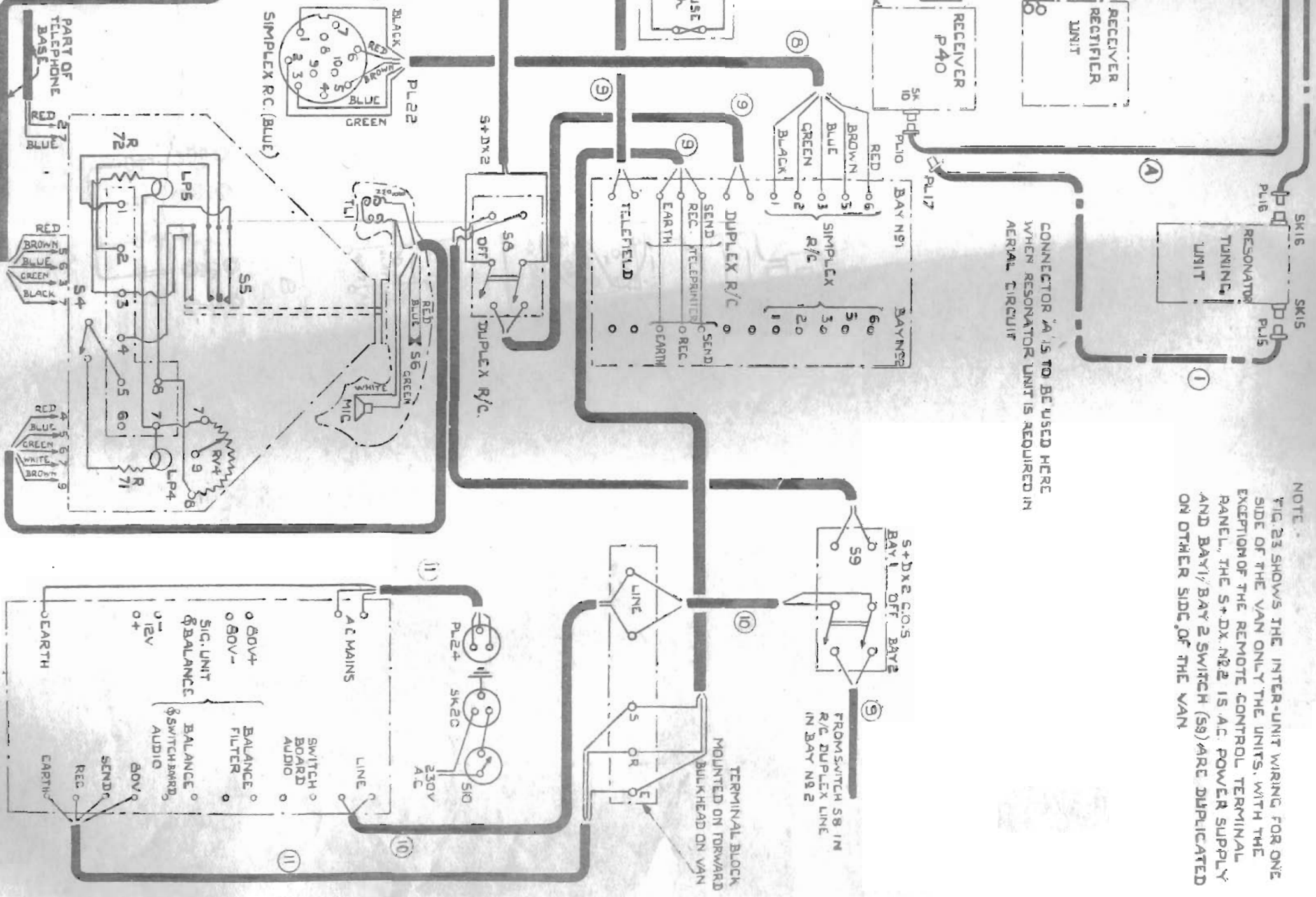
LINKING UNIT PERMANENTLY WIRED!  
 BUT USED ONLY FOR DUPLEX LINKING  
 (SEE FIGURE 24)

TO BAY No 2  
 DUPLEX WORKING (RED)

R/T MOBILE LINKING UNIT  
 (FICS 16-19)

FRONT





CONNECTOR 'A' IS TO BE USED HERE  
WHEN RESONATOR UNIT IS REQUIRED IN  
AERIAL CIRCUIT

NOTE:  
FIG. 23 SHOWS THE INTER-UNIT WIRING FOR ONE  
SIDE OF THE VAN ONLY THE UNITS, WITH THE  
EXCEPTION OF THE REMOTE CONTROL TERMINAL  
PANEL, THE S+DX, N22 IS A.C. POWER SUPPLY  
AND BAY1/BAY 2 SWITCH (S9) ARE DUPLICATED  
ON OTHER SIDE OF THE VAN