

PLATE I.

ALPHABETICAL & NUMERAL FLAGS USED IN NAVAL SIGNALLING.





































A		K		U		I	
B		L		V		2	
C		M		W		3	
D		N		X		4	
E		O		Y		5	
F		P		Z		6	
G		Q				7	
H		R				8	
(letter) I		S				9	
J		T				(No) 0	

PLATE II.

SPECIAL FLAGS USED IN NAVAL SIGNALLING.



























AEROPLANE FLAG		BLUE FLAG		RED FLAG	
AHEAD FLAG		CRUISER FLAG		SCREEN FLAG	
AFFIRMATIVE		DESTROYER FLAG		SQUADRON OR FLOTILLA FLAG	
AIRCRAFT CARRIER FLAG		DIVISION FLAG		STARBOARD FLAG	
ASTER FLAG		FISHERY FLAG		STATIONING FLAG	
BATTLE CRUISER FLAG		NEGATIVE		SUB-DIVISION FLAG	
BATTLESHIP FLAG		OPTIONAL		SUBMARINE FLAG	
BLACK FLAG		PORT FLAG		UNION FLAG	
BLUE AFFIRMATIVE		PREPARATIVE			

PLATE III.

NUMBERED & SPECIAL PENDANTS USED IN NAVAL SIGNALLING.

PT 1		ANSWERING PENDANT		DISPOSITION PENDANT	
PT 2		BEARING PENDANT		FORMATION PENDANT	
PT 3		BLUE PENDANT		INTERROGATIVE PENDANT	
PT 4		CHURCH PENDANT		NUMERAL PENDANT	
PT 5		COURSE PENDANT		ORDER PENDANT	
PT 6		DEPLOYMENT PENDANT		RED PENDANT	
PT 7		WHITE PENDANT		LARGE BLACK PENDANT	
PT 8		RED PENDANT			
PT 9		GREEN PENDANT			
PT 0		YELLOW AND BLUE PENDANT			

PLATE IV.

SUBSTITUTES.

THE 1ST SUBSTITUTE ALWAYS REPEATS THE UPPER FLAG OR PENDANT OF A SERIES THE 2ND SUBSTITUTE REPEATS THE SECOND FLAG OR PENDANT, THE 3RD SUBSTITUTE REPEATS THE THIRD FLAG, AND THE 4TH SUBSTITUTE REPEATS THE FOURTH FLAG

Note:- The Numeral Pendant when hoisted between Numeral flags is not to be considered as breaking the series.

FOR FLAGS.

1ST SUBSTITUTE



AFFIRMATIVE.

2ND SUBSTITUTE.



ANSWERING PENDANT

3RD SUBSTITUTE



PT. 2.

4TH SUBSTITUTE



PT. 0.

FOR PENDANTS.

1ST SUBSTITUTE.



INTERROGATIVE PENDANT.

2ND SUBSTITUTE.



ANSWERING PENDANT

EXAMPLES.

<p>I</p> <p>I</p> <p>I</p> <p>I</p> <p>I</p> <p>IIII</p>	<p>I</p> <p>2</p> <p>1</p> <p>2</p> <p>1212</p>	<p>H</p> <p>A</p> <p>N</p> <p>N</p> <p>A</p> <p>II</p>	<p>5</p> <p>5</p> <p>7</p> <p>7</p> <p>SHIPS HOLDING PENDANTS 55 & 77.</p> <p>(Note:- Each pair of Pendants is a Separate Series)</p>
--	---	--	---

PLATE VI.

MORSE SIGNS REPRESENTING NAVAL FLAGS AND PENDANTS

AA	LINK SIGN	LETTERS	NUMERALS
AF	AFFIRMATIVE FLAG	FF	FORMATION PENDANT
AP	AEROPLANE FLAG	FV	FISHERY FLAG
AC	AIRCRAFT CARRIER FLAG	FB	HOBARY PENDANT
AD	AREA FLAG	CF	OPTIONAL FLAG
AN	ANSWERING PENDANT	OR	ORDER PENDANT
AT	ASTERN FLAG	BR	POSITION PENDANT
BC	BATTLE CRUISER FLAG	SO	PORT FLAG
BF	BLUE AFFIRMATIVE FLAG	BF	PREPARATIVE FLAG
BG	BEARING PENDANT	BB	RED PENDANT
BL	BLUE PENDANT	SS	SCREEN FLAG
BS	BATTLESHIP FLAG	SF	SQUADRON & FLOTILLA FLAG
CR	CHURCH PENDANT	SV	SUBMARINE FLAG
CO	COURSE PENDANT	SN	STATIONING FLAG
CR	CRUISER FLAG	ST	STARBOARD FLAG
DN	DISPOSITION PENDANT	SV	SUBDIVISION FLAG
DP	DEPLOYMENT PENDANT	UN	UNION FLAG
DR	DESTROYER FLAG	WT	WHITE PENDANT
DV	DIVISION FLAG		

SEMAPHORE

A 1	B 2	C 3	D 4	E 5	F 6	G 7
H 8	I 9	J 10	K 11	L 12	M 13	N 14
O 15	P 16	Q 17	R 18	S 19	T 20	U 21
V 22	W 23	X 24	Y 25	Z 26		
 ALPHABETICAL	 NUMERAL	 ANNUL				

PLATE V.

ALPHABET	NUMERALS
- - - - - A	- - - - - 1
- - - - - B	- - - - - 2
- - - - - C	- - - - - 3
- - - - - D	- - - - - 4
- - - - - E	- - - - - 5
- - - - - F	- - - - - 6
- - - - - G	- - - - - 7
- - - - - H	- - - - - 8
- - - - - I	- - - - - 9
- - - - - J	- - - - - 0
- - - - - K	
- - - - - L	
- - - - - M	
- - - - - N	
- - - - - O	
- - - - - P	
- - - - - Q	
- - - - - R	
- - - - - S	
- - - - - T	
- - - - - U	
- - - - - V	
- - - - - W	
- - - - - X	
- - - - - Y	
- - - - - Z	
NOTE THE LETTER I IS ALWAYS TO BE DOTTED THE LETTER O IS WRITTEN THIS O	NOTE THE FIGURE NOUGHT IS WRITTEN THUS 0

PUNCTUATION SYMBOLS

- - - - - AAA	COMMA
- - - - - III	FULLSTOP
- - - - - DU	HYPHEN
- - - - - EX	FRACTION SEPARATIVE SIGN
- - - - - KK	PARENTHESES
- - - - - BB	INVERTED COMMA
- - - - - UK	UNDERLINE OR SLASH LETTERS
- - - - - XE	OR SLASH LETTERS
- - - - - SS	COLON
- - - - - SN	SEMICOLON

NOTE
THE LETTER I IS ALWAYS
TO BE DOTTED
THE LETTER O IS WRITTEN
THIS O

* BEFORE AND AFTER WORDS
CONCERNED

RULES FOR SPACING

1. A LONG IS EQUAL TO THREE SHORTS
2. THE SPACE BETWEEN ELEMENTS WHICH FORM THE SAME LETTER, FIGURE, OR SYMBOL IS EQUAL TO ONE SHORT
3. THE SPACE BETWEEN TWO LETTERS, FIGURES, OR SYMBOLS IS EQUAL TO THREE SHORTS (I.E. ONE LONG)
4. THE SPACE BETWEEN TWO WORDS IS EQUAL TO FIVE SHORTS

PROCEDURE SIGNS	MISCELLANEOUS SIGNS
- - - - - VE GENERAL CALL	- - - - - FI NUMERAL SIGN
- - - - - etc ARRL UNKNOWN SHIP CALL	- - - - - FL FLAG SIGN
- - - - - etc NNNN etc ANSWERING SIGN	- - - - - INT INTERROGATIVE SIGN
- - - - - II SEPARATIVE SIGN BREAK	- - - - - NO NEGATIVE SIGN
- - - - - etc ZZZZZ etc ERASE SIGN	- - - - - PT PENDANT SIGN
- - - - - TV REPEAT SIGN	- - - - - TL TACKLINE SIGN
- - - - - BT LONG BREAK SIGN	ACCENTED LETTERS
- - - - - 8 FURTHER MESSAGE SIGN	5 - - - - - 6 - - - - -
- - - - - etc RRWD RECEIPT SIGN	2 - - - - - 3 - - - - -
- - - - - etc EXECUTIVE SIGNAL	4 - - - - - 0 - - - - -
- - - - - etc ER ENDING SIGN	A - - - - - R - - - - -