


BOARD 25 SUPPLY
11 K.W. UPPER

BOARD 25 SUPPLY D.C.
20 K.W. UPPER

BOARD 25 DISTRIBUTING
UPPER

BOARD 25 SUPPLY A.C.
20 K.W. UPPER



BOARD 25 SUPPLY
11 K.W. LOWER

BOARD 25 SUPPLY
D.C. 20 K.W. LOWER

BOARD 25 DISTRIBUTING
LOWER

BOARD 25 SUPPLY A.C.
20 K.W. LOWER

FIG. A.

PANEL 3 S LOW POWER RECTIFIER

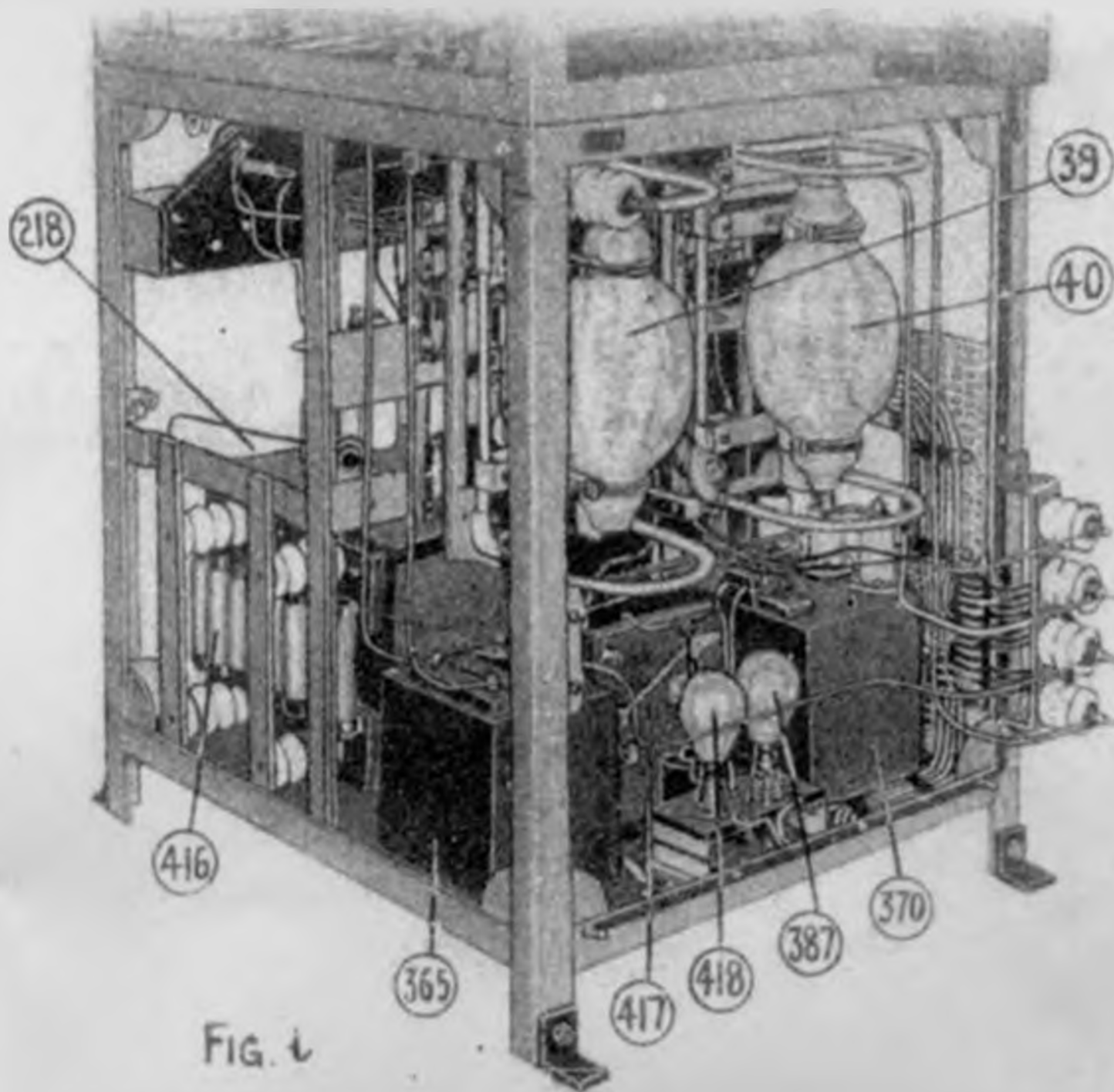


FIG. 1

PANEL 35
 MAIN RECTIFYING-
 LOWER

PANEL 35 MAIN RECTIFYING, UPPER




Fig. f

PANEL 35 SMOOTHING LOWER

PANEL 35 SMOOTHING, UPPER




Fig. g